



Western Society for Physical Education of College Women



Fall 2016 Newsletter



President's Message

A note from Michele Barr

Greetings Women of Western Society!

It's time to book your trip to the 92nd WSPECW annual conference at the beautiful Asilomar Conference Grounds in Pacific Grove, CA. This year's conference theme is *Paying It Forward and Giving Back: In classrooms, labs, and fields of play*. We'll be including the poster and wine session again this year. In addition, we'll be including a session this year entitled *Developing your Professional Practice of Teaching*. We're looking for both research as well as scholarly and creative submissions for this session. Please consider submitting an abstract for *anything* you feel may be a good fit for this broad session. **Abstract guidelines for oral presentations, poster presentations, and teaching-related presentations** can be found on **page 6** of this newsletter and on our website.

Andrea Becker, professor of Sport Psychology in the Department of Kinesiology at CSU Fullerton, is this year's keynote speaker. Dr. Becker's research focuses on the psychology of coaching.

This is a very exciting time for Dr. Becker as she serves a dual role for the USA Men's Volleyball Team as Head of Delegation as well as the team's Sport Psychologist. Her experience as the only female on the coaching staff for USA Men's Volleyball should provide interesting insight into the challenges women face as we break the traditional gender barriers in sport. Check out this short video clip from Dr. Becker (<https://www.youtube.com/watch?v=7GzIaIyDTBc>) on being positive, featured by the American Volleyball Coaches Association!

This year's banquet speaker is **Diane Ross**, emerita professor of Kinesiology from CSU, Fullerton. Since retiring in 1997 and moving to Palm Springs, Diane's been busier than ever. No joke – I just called her about 30 minutes ago and she was teaching one of the many classes she teaches each week at the senior center. (*Continued on Page 2*)

Table of Contents

President's Message	1-2
Election Results	3
2016 Conference Information	4-5
Professional Awards & Abstracts	6
Important Dates for Fall 2016	7
Membership Drive	8
Honorary, Emeritae, & Necrology	9
Scholarship & Memorial Fund	10
Conference Registration Form	11-13

Continued from Page 1

Thanks to all of those who have submitted **abstracts** for this year's conference. There is still time to submit and please don't forget to consider submitting a nomination for one of the **professional awards**. It's so important to honor strong women for their contributions. Let's make sure that continues to be part of our annual conference. You will find all of the information you need at the WSPECW website (www.wspecw.org).

Last year, we successfully revived the **preconference golf tournament** and would like to see it grow each year. All skill levels are welcome and encouraged to join. Thank you to Diane Higgs and Ann Fran Maliszewski for agreeing to run this year's tournament.

You can *register for the conference* online or through the US Postal Service. Please remember that to register at member rates, you'll need to *renew your membership* for 2016 if you have not done so already. We will again have the *sliding scale option*. Please consider helping our fellow members who have financial limitations or who do not receive financial support for conference attendance from their institutions by making a donation to the **Support-A-Sister Fund**. You will find a place to contribute to this fund on the conference registration form.



Don't forget that you have to book your room directly with Asilomar using their housing website. See the Conference Registration form for more details on **page 11** of this newsletter. The deadline to reserve your room is **October 14th** so book as soon as possible to reserve your spot.

The Conference Planning Committee, guided by **Emily Houghton** (Program Chair), has done a wonderful job preparing for this year's meeting. I'm excited to see all of their hard work and planning play out at this year's conference. Be sure to invite your colleagues near and far to this year's conference. Remember, Allied Membership is now open to women in kinesiology across the US.

Finally, a huge thank you to **Nicole Bolter** (Media Chair) and **all contributors** to this newsletter. I know how busy you are and appreciate the time you have put into this.

See you all in November!

Best regards,
Michele L. Barr



WSPECW Executive Board

President

Michele Barr, Ed.D.
Cal State Fullerton

President-Elect

Maria Veri, Ph.D.
San Francisco State
University

Past President

Ann F. Maliszewski, Ph.D.
Cuesta College

Treasurer

Diane Higgs, M.A.
Cal State Long Beach

Secretary

ZáNean McClain, Ph.D.
Cal State East Bay

Honorary/Emeritae/ Necrology

Elaine McHugh, Ph.D.
Sonoma State University

Member at Large

Kim Fox, M.S.
CSU Long Beach

Member at Large (Interim)

Emily Houghton, Ph.D.
Fort Lewis College

2016 Election of New Officers: The Results Are In!

Elections were held in May 2016. Members voted online using survey monkey or mailed a paper ballot.

Thank you to all members who voted. The two candidates were unanimously elected to their new positions.

WSPECW congratulates and welcomes Melissa and Emily to the Executive Board.

President-Elect: **Melissa Mache, Ph.D.**

Member-at-Large: **Emily Houghton, Ph.D.**



Consider running for a position next year!

Newsletter and website content: Seeking contributions!

The WSPECW Executive Board strives to keep the membership informed through this newsletter and website. In order to accomplish this task, we require information from members. To contribute to subsequent additions of the newsletter and updates to the website, please forward all information, news, and photos to Media Committee Chair: Nicole Bolter nbolter@sfsu.edu

92nd Annual WSPECW Conference

Paying it Forward and Giving Back: In Classrooms, Labs, and Fields of Play

November 17-20, 2016

Asilomar Conference Grounds, Pacific Gove, CA

<http://www.visitasilomar.com/>

Keynote Speaker: Andrea Becker

Associate Professor, Cal State Fullerton

B.S., M.S., California State University, Sacramento; Ph.D., University of Tennessee

<http://hhd.fullerton.edu/knes/FacultyStaff/Becker/AnreaBecker.htm>

Banquet Speaker: Diane Ross

Emeritus Faculty, Professor, Cal State Fullerton

B.A., Wayne State University; M.S., Ph.D., University of Michigan

Conference Planning Committee

Emily Houghton, Conference Program Chair

ehoughton@fortlewis.edu

Missy Wright, Conference Manager

missy.wright@csueastbay.edu

Committee Members: Carole Oglesby, Maria Veri,

Michele Barr, Sonja Lilienthal, Nicole Bolter

For more information and to register, visit www.wspecw.org/#!annual-conference/c1100
and join our Facebook page <https://www.facebook.com/groups/wspecw/>

2016 Conference Schedule

Thursday November 17th

10:45 AM – 3:30 PM	Conference Kick-Off on the Golf Course – Ann Fran and Diane
4:00 PM – 5:00 PM	Executive Board Meeting – Michele
4:00 PM – 6:00 PM	Conference Registration – Missy and Emily
5:00 PM – 6:00 PM	Welcome Social – Missy Wright
6:00 PM – 7:00 PM	Dinner – Crocker Dining Hall
7:10 PM – 7:20 PM	Official Conference Welcome – Michele Barr
7:20 PM	Movie – Surfing for Life (1999 – David L. Brown, Director)

Friday November 18th

7:30 AM – 9:00 AM	Breakfast – Crocker Dining Hall
9:30 AM – 11:00 AM	Developing Your Professional Practice of Teaching
11:00 AM – 11:15 AM	Break
11:15 AM – 11:30 AM	Presentation of Professional Award – Claire Williams
11:30 AM – 11:45 AM	Big Sisters – Kim Fox
12:00 PM – 1:00 PM	Lunch – Crocker Dining Hall
1:15 PM – 3:00 PM	Scholarly Presentations – Claire Williams
3:00 PM – 4:00 PM	Free time
4:00 PM – 5:00 PM	Poster session
5:00 PM – 6:00 PM	Social Hour – Missy Wright
6:00 PM – 7:00 PM	Dinner – Crocker Dining Hall
7:15 PM	Social/TBD

Saturday November 19th

7:30 AM – 8:30 AM	Breakfast – Crocker Dining Hall
8:45 AM – 10:00 AM	Keynote: <u>Andrea Becker</u>
10:00 AM – 10:15 AM	Break
10:15 AM – 10:30 AM	Kudos – Maria Veri
10:30 AM – 12:00 PM	Business Meeting
12:00 PM – 1:00 PM	Lunch – Crocker Dining Hall
1:15 PM – 2:15 PM	Scholarly Presentations – Claire Williams
2:15 PM – 5:00 PM	Physical Activity - TBD
5:45 PM	Bag pipe 'Processional' – Martha Yates
6:00 PM – 8:30 PM	92 nd Annual Banquet Speaker: <u>Diane Ross</u>
	Mistress of Ceremonies: TBD
8:45 PM	Raffle and Post-Conference Social – Michele Barr and Kim Fox

Sunday November 20th

7:30 AM – 9:00 AM	Breakfast – Crocker Dining Hall
9:00 AM – 10:00 AM	Post-Conference Executive Board Meeting – Maria Veri

PROFESSIONAL AWARDS & ABSTRACTS

Western Society for Physical Activity of College Women 2016 Annual Conference

Asilomar Conference Grounds, Pacific Grove, Calif., November 17-20, 2016

Call for Professional Awards Nominations:

<http://www.wspecw.org/#!/awards/c165h>

Emerging Professional Award

President's Educational Equity Scholarship

Professional Development Grant

Nomination Deadline: October 1, 2016

Call for Abstracts & Special Session Abstracts:

<http://www.wspecw.org/#!/submit-an-abstract/cmf7>

Oral Presentations and Poster Presentations

Developing your Professional Practice of Teaching

Submissions Accepted: August 15, 2016 – October 1, 2016

(Notification of abstract acceptance on a rolling basis)

Click on each of the hyperlinks above to find out more about the **nomination criteria and instructions** for professional awards and abstracts.



**New
members
welcome
to apply!**

Congratulations to our 2015 award winners!

Professional Development Grant:

Nicole Bolter, San Francisco State University (\$250.00) &

Ky Carnell Russell, San Jose State University (\$250.00)

Contact **Claire Williams**, Professional Activities Chair,
with any questions: cmw9@stmarys-ca.edu

Mark Your Calendar! Important Dates for Fall 2016

- August 15th: Abstract Submissions Accepted
- September 6th: Fall Newsletter published
- September 23rd: Nominations for Honorary Membership
- October 1st: Call For Conference Papers deadline
- October 1st: Nomination Deadline for all WSPECW Professional Awards
- October 14th: Asilomar Room Booking Deadline

FORE!: Pre-Conference Golf Outing

Join us for a pre-conference golf outing on Thursday. This will be a low pressure, fun atmosphere and tee times will start around 11am. Contact Diane Higgs Diane.Higgs@csulb.edu if you are interested in playing.



WSPECW Membership Drive: *Call a Friend and Bring a New Member*

As a member of WSPECW, you have the power (and responsibility) to help grow our membership!

As you plan for upcoming conferences, pick up the phone or write an email to invite a colleague to WSPECW this year! This is your chance to ask a new hire or someone you know in the field who would like to join this amazing organization.

We can only grow our membership if we extend the invitation and bring new members each year!



Here are a few things to think about when you 'make the call':

- Encourage your friend to present at the conference or simply think about attending
- Encourage your friend to apply for a Professional Award
- Send an electronic copy of the Fall Newsletter to potential new members and encourage them to join us at Asilomar this November!

Here are some talking points and and benefits of joining Western:

- Joining a 90+ year all-women organization, we're professional, collegial, and dedicated to the concerns of women in physical education, human movement and kinesiology!
- The first time a member of WSPECW attends a conference, conference fees are waived!
- The ability to network with other women in higher education in a fabulous location can't be beat!
- Share with them why "you" continue to be a member and return year after year!



Honorary and Emeritae members: *We want to hear from you!*

If you are unable to attend the upcoming fall conference, please send any news, adventures, and accomplishments, etc. to Elaine at elaine.mchugh@sonoma.edu.

Honorary, Emeritae, and Necrology

Nominations for Honorary Membership

Honorary memberships shall be given to women who have been members of the Society for a period of at least eight to ten years immediately prior to retirement from teaching or administration in physical education, and who have given outstanding service to the Society.

Nomination Criteria:

- Elective office or member of the Executive Board.
- Member or Chair of committees.
- Participant on conference programs (panel member, speaker).

If you have a candidate to nominate, please forward the following information to Elaine McHugh at elaine.mchugh@sonoma.edu by **SEPTEMBER 23, 2016**

- Name of nominee
- Institution at the time of retirement
- Date of retirement
- Your name
- Your email address
- A description of how the nominee meets the criteria (include a resumé if possible)

Do you know anyone who retired this year?

Emeritae membership is conferred upon notification of retirement to those who have been active members of the Society eight out of the ten years immediately prior to retirement from the institution with which she has been affiliated. **If you know of any retiring or recently retired members**, please send their name and institutional affiliation to Elaine McHugh at elaine.mchugh@sonoma.edu.

Necrology Notice

If you know of recently deceased WSPECW members, please send the following information to Elaine McHugh at elaine.mchugh@sonoma.edu.

- Your name
- Your address
- Name of Deceased
- Most recent institutional affiliation
- Name and address of person who could write a memorial statement

President's Scholarship Fund

A note from President, Michele Barr

New Members & First Time Conference Attendees

The President's Scholarship Fund, created by Gail Evans in 2000, provides funding for new members who are Assistant Professors (tenure track) and first-time attendees to a WSPECW conference. The money can be applied toward the cost of attending the conference.

Please submit your application (or nomination) outlining the number of years at your current institution, how you heard about WSPECW, and why you want to join/attend the conference. Submit applications or nominations to Michele Barr (mbarr@fullerton.edu) with the subject heading "President's Scholarship".

Memorial Fund

A note from Past President, Ann F. Maliszewski

Commemorate. Honor. Dedicate. Celebrate.

The WSPECW Memorial Fund is an avenue for us to remember a departed member of the WSPECW family. We ask that you consider celebrating the life of a past member by giving a charitable donation in their name. Please contact President, Michele Barr (mbarr@fullerton.edu) or Treasurer, Diane Higgs (diane.higgs@csulb.edu) if you wish to donate to the Memorial Fund so that we can arrange for an appropriate honor at the Annual Conference in November.

The Memorial Fund may be used for the enhancement of the Annual Conference Program by dedicating one session each conference to the memory of a deceased member of WSPECW. This money may pay for a very special or exceptional speaker, securing an outstanding film, or another innovative idea. Any use of the Memorial Fund will be acknowledged in the Annual Conference Program and throughout the Conference.

For your information: Contributions to the Memorial Fund are placed in a specific and separate WSPECW bank account. The President and/or the Treasurer receive contributions from a donor and, naturally, the donation is tax deductible, as are all donations to WSPECW.

WSPECW 2016 Conference Registration Form

This year the WSPECW 2016 Conference will be held at the beautiful Asilomar Conference Grounds in Pacific Grove, California, November 17-20. Please register for the conference by completing the WSPECW registration form on this page and the next and sending both your payment and registration form to Diane Higgs, WSPECW Treasurer (4450 Faculty Ave., Long Beach, CA 90808). Or register online via PayPal at www.wspecw.org. If you choose to register online using paypal or a credit card, there will be a \$5 fee to do so.

Next, please secure your rooms ***directly through Asilomar using the Housing Website created specifically for WSPECW*** located at Step 3 of this form. ***All conference participants must use this specific Housing Website. The deadline to reserve lodging is October 14, 2016 at 5pm PST.***

Participants who do not stay at Asilomar will be charged a day fee (that they must pay with their registration) and may purchase meals separately through Asilomar. If you would like to attend the banquet, you should include that in your registration as well.

Check-in time at Asilomar is 3:00 PM on Thursday, November 17th, and check out is at 11:00 AM on Sunday, November 20th. Registration packets will be available at 4:30 PM in the Scripps meeting room before our first social gathering; there is no on-site registration. The social is from 5:00-6:00 PM with dinner following Thursday evening at 6:00 p.m. in Crocker Dining Hall.

Casual attire is appropriate. We recommend dressing in layers that can be easily added or removed given the different micro-climates found on the Monterey Peninsula. A jacket or sweater is always useful. Dress as you like for the WSPECW banquet on Saturday evening.

Step 1: Contact Information

Last Name: _____ First Name: _____

Name to appear on badge: _____

Mailing Address: _____

City/State/Zip: _____

Phone: _____ Email: _____

Do you have any dietary restrictions? _____

Would you like a box lunch on Sunday? Yes No

Step 2: Conference Registration Fees

Continuing the "Tradition": Sliding scale conference fee

Similar to last year—after member approval at the 2014 Business Meeting—we are implementing a “sliding scale” option for the registration fee. Each attendee may choose the registration fee that she feels is most appropriate for her circumstances. If you are able, you may pay a little extra under the “Support a Sister Donation” to help with the conference costs.

Conference Registration Fees

(Your registration fee covers a portion of the cost of running the conference—AV, meeting room rental, coffee breaks, one glass of wine at the Friday Night event, snacks at the Friday Night event, and the extra charge for the Banquet dinner. It also supports the First Time Conference attendees who pay no Registration Fee.)

	Early bird postmarked by October 1, 2016	Postmarked after October 1, 2016	Total
Member Rates			
Active/Associate/Allied/Emeriti/Honorary Standard Rate	\$150	\$170	
Active/Associate/Allied/Emeriti/Honorary Sliding Scale	\$75-149	\$100-169	
“Support a Sister” Donation <i>(Support the Sliding Scale)</i>			
New Members – FREE – Please include your membership dues if you have not already paid for this year.	\$0	\$0	
Graduate Student	\$75	\$90	
Single Day	\$87	\$87	
Non-member Rates			
Non-member Standard Rate	\$200	\$225	
Non-member Sliding Scale	\$125-199	\$150-224	
Non-member Single Day	\$112	\$112	
PLEASE SELECT ONE OPTION: Staying _____ at Asilomar or _____ Off-site			
FILL OUT THE INFORMATION IMMEDIATELY BELOW ONLY IF YOU ARE STAYING OFFSITE!!!			
Day Use Fee (Entire conference)	\$36	\$36	
Banquet	\$80	\$80	
OTHER FEES			
Regular donation to WSPECW			
Membership Dues (\$50)	\$50	\$50	
Graduate Student Dues	\$12	\$12	
		TOTAL:	

Step 3: Housing

Room rates are per person, and the rate depends on the type of room you request. Each room reservation includes meals, fees, and taxes. All room reservations must be booked **directly through Asilomar using the Housing Website developed for WSPECW**. This is different than in the past when we had a “form” to fill out. **You must book your room before September 17, 2016 at 5pm PST.**

Making Reservations

A dedicated website is now available for attendees to book their hotel rooms online. *While this link is active until Nov 14th, Asilomar will only hold our block of rooms up until October 14th so please book by then to ensure a room.*

https://resweb.passkey.com/Resweb.do?mode=welcome_ei_new&eventID=14486919

	Thurs Nov 17 th	Fri Nov 18 th	Sat Nov 19 th	Total
Private Room				
Single	\$296.99	\$276.99	\$276.99	\$850.97
Double	\$409.24	\$369.24	\$369.24	\$1147.72
Shared Room				
Double (per person)	\$204.62	\$184.62	\$184.62	\$573.86
Triple (per person)	\$177.51	\$157.51	\$157.51	\$492.53

Getting to Asilomar –

Asilomar is located at 800 Asilomar Avenue, Pacific Grove, CA 93950.

The Monterey Peninsula Airport (MRY) is just 8 miles from Asilomar, while Mineta San Jose International (SJC) is 80 miles to the North and San Francisco International Airport (SFO) is 110 miles to the North. If you plan on flying into the Monterey Peninsula Airport, please contact Missy at missy.wright@csueastbay.edu to coordinate transportation to Asilomar.

If you are driving from San Francisco and/or San Jose: Asilomar is approximately 120 miles south of downtown San Francisco (about 105 miles from San Francisco International Airport) and about 75 miles south of San Jose. Take 101 south to 156 West. Take 156 West to Highway 1 South, through Monterey to the Pebble Beach/Pacific Grove exit, turn right on Holman Highway/68 West. Stay on Highway 68 West/Holman Highway for 3.5 miles until it becomes a city street called Forest Avenue. Continue on Forest Avenue for about 1 mile and make a left turn onto Sinex Avenue. In just under 1 mile, Sinex Avenue ends right at the front gates to Asilomar.

If you are driving from Los Angeles: Asilomar is approximately 325 miles from downtown Los Angeles (about 310 miles from LAX). Take 101 North through Salinas to 156 West. Take 156 West to Highway 1 South, through Monterey to the Pebble Beach/Pacific Grove exit, and Highway 68 West. For about 3-1/2 miles you will then be on a portion of Highway 68 West that is also called the Holman Highway. Stay on Highway 68 West/Holman Highway until it becomes a city street called Forest Avenue. Continue on Forest Avenue for about 1 mile and make a left turn onto Sinex Avenue. In just under 1 mile, Sinex Avenue ends right at the front gates to Asilomar.